


How to connect laptop wireless to Hotspot

Step One.

Turn on your Kajeet hotpot or your Verizon Jetpack by holding the power button, and turn on your laptop.



Kajeet Hotspot

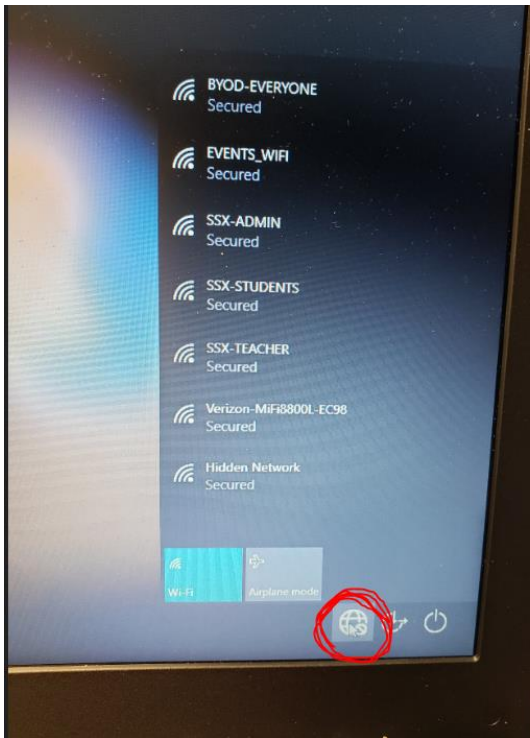


Verizon Jetpack

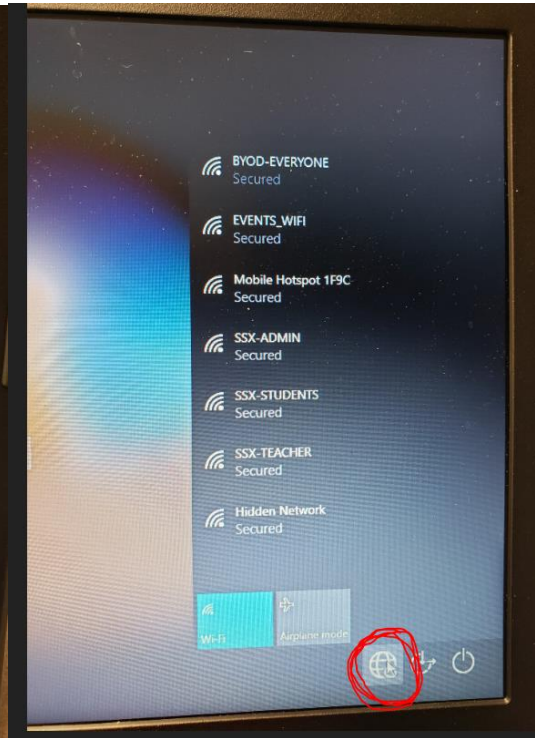
Step Two.

On your laptop, click the network/Wi-Fi button to connect to your hotspot or home network.

Select desired network and click connect.



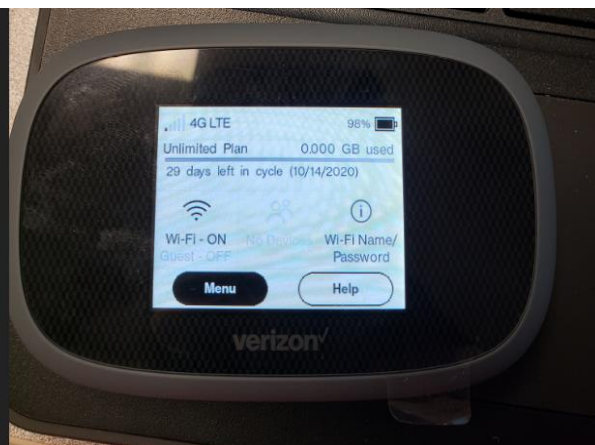
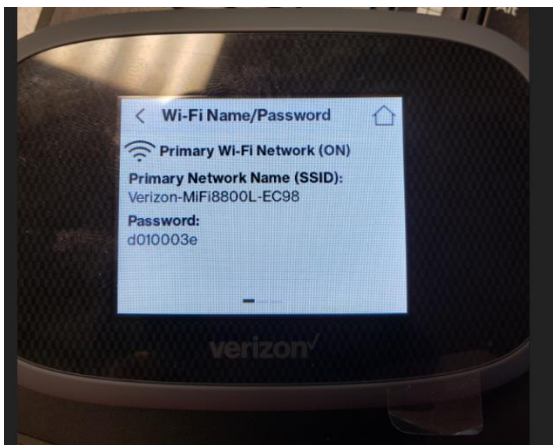
Wi-Fi with your Verizon Jetpack name.



Wi-Fi with your Kajeet hotspot name.

Step Three.

Enter your hotspot/jetpack's password associated with the Wi-Fi. To find the Jetpack's password, press Wi-Fi Name on the screen.



To find the Kajeet hotspot's password, press (tap) the power button without holding it to find the name and password.

